

# At a Glance

## Profit for the Year (Attributable to owners of the parent)

FY2014


¥ **-73.2** bn.

FY2015

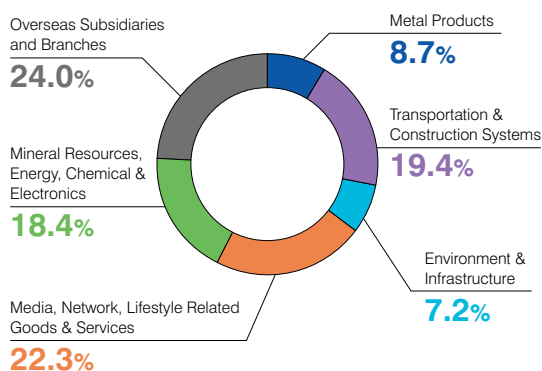
¥ **74.5** bn.

## Profit (Loss) for the Year by Segment\* (FY2015)

(Billions of yen)



## Assets by Segment\* (FY2015)



\* Excluding corporate and eliminations

\*1. EPC: Engineering, Procurement, and Construction

Notes: 1) On April 1, 2015, we transferred control of the Tires Division, which was under the control of the Media, Network, Lifestyle Related Goods & Services Business Unit, to the Transportation & Construction Systems Business Unit. Accordingly, past results are shown on the basis of this reorganization.

2) Consolidated net income in this report is the same as IFRS profit for the year attributable to owners of the parent.

### Metal Products



#### Profit for the Year

FY2014

¥ **32.5** bn.

FY2015

¥ **12.0** bn.

### Transportation & Construction Systems



#### Profit for the Year

FY2014

¥ **40.6** bn.

FY2015

¥ **73.4** bn.

### Environment & Infrastructure



#### Profit for the Year

FY2014

¥ **22.9** bn.

FY2015

¥ **25.6** bn.

### Media, Network, Lifestyle Related Goods & Services



#### Profit for the Year

FY2014

¥ **57.1** bn.

FY2015

¥ **64.8** bn.

### Mineral Resources, Energy, Chemical & Electronics



#### Profit (Loss) for the Year

FY2014

¥ **-191.0** bn.

FY2015

¥ **-151.6** bn.

### Overseas Subsidiaries and Branches



#### Profit (Loss) for the Year

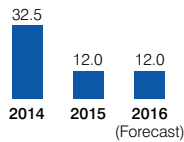
FY2014

¥ **-22.7** bn.

FY2015

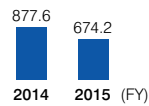
¥ **21.1** bn.

## Profit for the Year



## Total Assets

(Billions of yen)

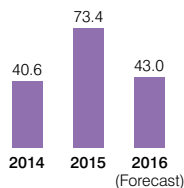


## Business Unit Overview

The global and extensive value chain we are developing as a business unit encompasses various metal products, including steel products such as steel sheets, tubular products, and nonferrous metal products such as aluminum. In the steel sheet-related field, we deliver steel sheet products mainly to automotive and home appliance manufacturers via our worldwide steel service center network, which provides functions including procurement, inventory management, and processing. In the tubular products field, we function as a total service provider by making our proprietary supply chain management (SCM) system available to oil and gas companies. In addition, in the non-ferrous products & metals field, our priority is to expand our production and sales locations for aluminum ingot and aluminum sheets.

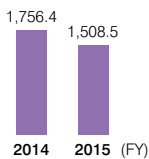
P. 30

## Profit for the Year



## Total Assets

(Billions of yen)

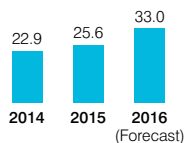


## Business Unit Overview

We are advancing our upstream, midstream, and downstream operations in the areas of ships, aircraft, railway, automobiles, and other transportation systems as well as construction equipment. In the ship, aerospace & transportation systems field, we run a leasing business focused on aircraft. We are also the only shipyard shareholder among Japanese trading companies and operate ships that we own and jointly own as well. In the automotive field, we are expanding and enhancing the major functions served by our value chain in areas such as manufacturing, sales and distribution, and lease and financing. In the construction equipment field, we have the highest transaction volume of construction equipment among trading companies. In addition to our worldwide equipment sales business, we focus on expanding our rental business for construction equipment and repair-maintenance service operation for mining equipment.

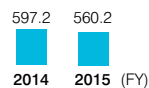
P. 34

## Profit for the Year



## Total Assets

(Billions of yen)

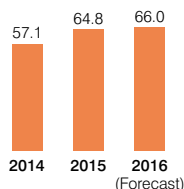


## Business Unit Overview

In the global power infrastructure field, we are developing overseas power generation businesses and EPC\*1 businesses as well as businesses involving rechargeable batteries. In the environment and infrastructure project field, we are advancing renewable energy businesses focused on wind and solar power generation in Japan and overseas, electricity retailing in Japan, industrial infrastructure businesses that are mainly involved with industrial facilities, and water infrastructure businesses. In the logistics & insurance fields, apart from our logistics services encompassing shipping, customs clearance, and delivery, we arrange various insurance contracts and also develop and operate overseas industrial parks.

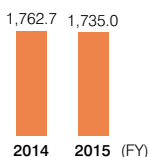
P. 38

## Profit for the Year



## Total Assets

(Billions of yen)

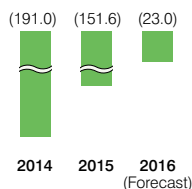


## Business Unit Overview

Our unit globally develops businesses that provide consumer-oriented products and services in fields such as media, network, retail, foods, materials & supplies and real estate. In our media and network fields, we focus primarily on Cable TV, IT solutions, and integrated mobile business. In our retail and food products fields, we are developing a wide range of businesses, from retail businesses such as supermarkets to food production and sales. In our materials & supplies and real estate fields, our portfolio consists of top-class operating companies in ready-mixed concrete as well as lumber and building materials. In addition, our main business pursuits are office buildings, retail facilities, and housing development and sales.

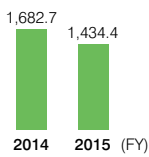
P. 42

## Profit (Loss) for the Year



## Total Assets

(Billions of yen)

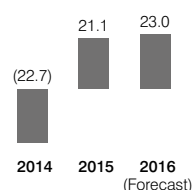


## Business Unit Overview

In the mineral resources and energy field, we are concentrating efforts bringing forward the completion and profit realization of projects that are in ramping up stages, such as the Ambatovy nickel project and the Sierra Gorda copper and molybdenum mine project. On a global scale, our trading businesses provide carbon products, iron and steel making raw materials, petroleum, and gas as well as derivative product functions. In the chemicals and electronics field, we trade in raw materials, organic and inorganic chemicals and plastics, and cutting-edge electronics industry materials and actively engage in EMS operations. In the life science field, we handle pharmaceuticals, crop protection products, fertilizer, and pet care products.

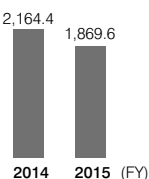
P. 46

## Profit (Loss) for the Year



## Total Assets

(Billions of yen)



## Business Unit Overview

P. 50